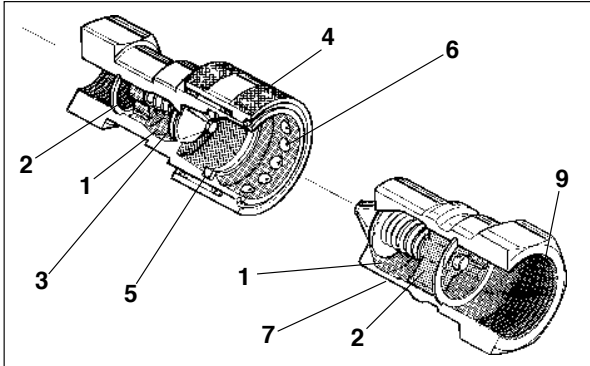


Hydraulic Quick Couplings

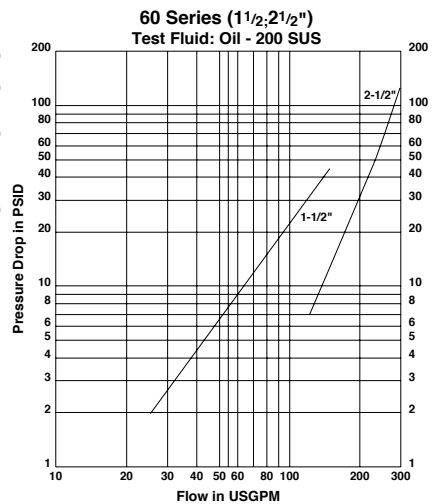
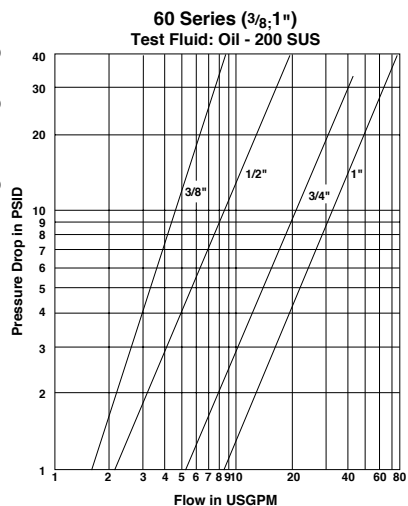
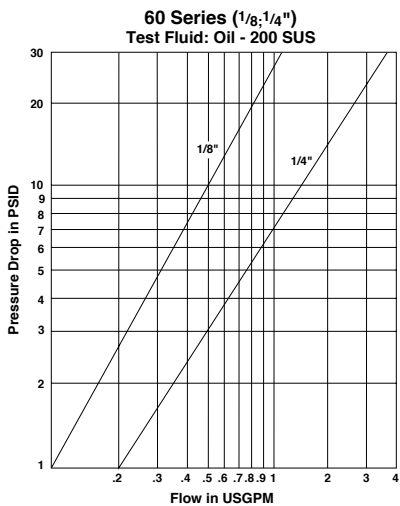
General Purpose Couplings 60 Series



Features

1. Large flow areas machined into the body of the coupler and nipple facilitate flow around the valve, for a high flow capacity.
2. Positive valve stop. The perch maintains valve alignment and provides metal to metal valve stop to ensure that the valves open fully, every time.
3. Captive valve seal assures "bubble tight" poppet sealing. The valve seal is positively captured by the metal poppet to minimize seal washout or damage from high velocity fluid.
4. Hardened nipples and sleeves (steel) and solid barstock construction make for a quality coupling with maximum resistance to damage from hydraulic and mechanical shock.
5. The seal is designed to withstand high pressures and provide reliable sealing. A wide selection of optional seal materials are available, see [Fluid Compatibility Chart at end of this catalog](#) for selection assistance. Steel versions feature Teflon™ back-up rings that support mating seals for high pressure applications. Brass couplers have a double O-ring seal for redundancy in low pressure, vacuum and steam applications.
6. Durable ball-locking mechanism assures reliable connection, every time. A large number of locking balls distributes the work load evenly while providing alignment and swiveling action to reduce hose torque and prolong hose life.
7. Manufactured from brass, steel and stainless steel as standard materials. A wide range of seals allow these couplings to be used with a broad range of media.
8. Industry-wide interchangeability. Parker 60 Series couplers and nipples are the "Industrial Interchange" design and meet the dimensional requirements of Series B in ISO 7241-1.
9. Also available with a Straight Thread (ORB) end configuration available as standard, for reduced leakage.

Performance

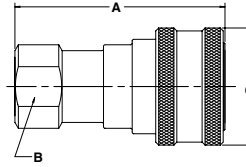


Hydraulic Quick Couplings

General Purpose Couplings 60 Series

Couplers

Female Thread

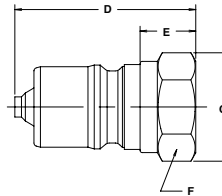


Body Size (in.)	Part No. Brass	Wt. (LB.) P/Piece	Part No. Steel	Wt. (LB.) P/Piece	Part No. Type 303 Stainless	Wt. (LB.) P/Piece	Part No. Type 316 Stainless	Wt. (LB.) P/Piece	Thread Size NPTF	Thread Size ORB	Dimensions (in.)			
											Overall Length	Wrench Flats	Largest Diameter	
												A	B	C
1/8	BH1-60	0.16	H1-62	0.16	SH1-62	0.16	SSH1-62Y*	0.15	1/8-27	—	1.90	0.68	0.96	
1/8	—	0.18	H1-62-T4	0.18	SH1-62-T4	0.10	SSH1-62Y-T4	0.17	—	7/16-20	2.06	0.68	0.96	
1/4	BH2-60	0.32	H2-62	0.30	SH2-62	0.30	SSH2-62Y	0.30	1/4-18	—	2.26	0.81	1.14	
1/4	—	0.33	H2-62-T6	0.31	SH2-62-T6	0.31	SSH2-62Y-T6	0.31	—	9/16-18	2.41	0.81	1.14	
3/8	BH3-60	0.43	H3-62	0.40	SH3-62	0.40	SSH3-62Y	0.40	3/8-18	—	2.49	0.88	1.40	
3/8	—	0.49	H3-62-T8	0.51	SH3-62-T8	0.51	SSH3-62Y-T8	0.51	—	3/4-16	2.75	1.00	1.40	
1/2	BH4-60	0.80	H4-62	0.73	SH4-62	0.75	SSH4-62Y	0.76	1/2-14	—	2.87	1.12	1.77	
1/2	—	0.85	H4-62-T10	0.78	SH4-62-T10	0.75	SSH4-62Y-T10	0.78	—	7/8-14	3.05	1.12	1.77	
3/4	BH6-60	1.39	H6-62	1.30	SH6-62	1.31	SSH6-62Y	1.33	3/4-14	—	3.56	1.31	2.14	
3/4	—	1.42	H6-62-T12	1.39	SH6-62-T12	1.34	SSH6-62Y-T12	1.40	—	1-1/16-12	3.56	1.31	2.14	
1	BH8-60	1.95	H8-62	1.95	SH8-62	1.95	SSH8-62Y	1.95	1-11 1/2	—	4.18	1.62	2.52	
1	—	1.95	H8-62-T16	1.95	SH8-62-T16	1.95	SSH8-62Y-T16	1.95	—	1-5/16-12	4.18	1.62	2.52	

Contact division for BSPP port availability

Nipples

Female Thread



Body Size (in.)	Part No. Brass	Wt. (LB.) P/Piece	Part No. Steel	Wt. (LB.) P/Piece	Part No. Type 303 Stainless	Wt. (LB.) P/Piece	Part No. Type 316 Stainless	Wt. (LB.) P/Piece	Thread Size NPTF	Thread Size ORB	Dimensions (in.)				
											Overall Length	Exposed Length	Wrench Flats	Largest Diameter	
												D	E	F	G
1/8	BH1-61	0.04	H1-63	0.03	SH1-63	0.03	SSH1-63Y*	0.04	1/8-27	—	1.61	0.41	0.56	0.65	
1/8	—	0.06	H1-63-T4	0.05	SH1-63-T4	—	SSH1-63Y-T4	0.06	—	7/16-20	1.32	0.57	0.69	0.79	
1/4	BH2-61	0.09	H2-63	0.08	SH2-63	0.08	SSH2-63Y	0.08	1/4-18	—	1.39	0.65	0.75	0.87	
1/4	—	0.11	H2-63-T6	0.10	SH2-63-T6	0.10	SSH2-63Y-T6	0.10	—	9/16-18	1.54	0.70	0.88	1.01	
3/8	BH3-61	0.10	H3-63	0.12	SH3-63	0.12	SSH3-63Y	0.12	3/8-18	—	1.50	0.54	0.88	1.01	
3/8	—	0.12	H3-63-T8	0.16	SH3-63-T8	0.16	SSH3-63Y-T8	0.14	—	3/4-16	1.76	0.80	1.00	1.15	
1/2	BH4-61	0.25	H4-63	0.24	SH4-63	0.24	SSH4-63Y	0.24	1/2-14	—	1.75	0.69	1.12	1.30	
1/2	—	0.28	H4-63-T10	0.27	SH4-63-T10	0.27	SSH4-63Y-T10	0.27	—	7/8-14	1.94	0.87	1.19	1.37	
3/4	BH6-61	0.50	H6-63	0.46	SH6-63	0.45	SSH6-63Y	0.46	3/4-14	—	2.16	0.79	1.38	1.59	
3/4	—	0.55	H6-63-T12	0.46	SH6-63-T12	0.50	SSH6-63Y-T12	0.50	—	1-1/16-12	2.27	0.90	1.34	1.59	
1	BH8-61	0.76	H8-63	0.76	SH8-63	0.76	SSH8-63Y	0.76	1-11 1/2	—	2.91	0.99	1.62	1.88	
1	—	0.80	H8-63-T16	0.80	SH8-63-T16	0.80	SSH8-63Y-T16	0.80	—	1-5/16-12	2.91	0.99	1.62	1.88	

* Suffix 'Y' designates Viton Seal. (Contact factory for seal options)

Contact division for BSPP port availability

Optional Seals

60 Series



Optional Seals Suffix*	
W	Ethylene Propylene (EPR)
Y	Standard Viton™ Seals
Z	Neoprene
-264	Perfluoroelastomer (Kalrez)™

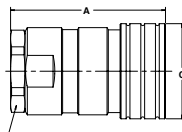
* See Ordering Information at end of Section B.

Hydraulic Quick Couplings

General Purpose Couplings 60 Series

Couplers

Female Thread



Body Size (in.)	Part No. Brass	Wt. (LB.) P/Piece	Part No. Steel	Wt. (LB.) P/Piece	Part No. Type 303 Stainless	Wt. (LB.) P/Piece	Part No. Type 316 Stainless	Wt. (LB.) P/Piece	Thread Size NPTF	Thread Size ORB	Dimensions (in.)			
											Overall Length	Wrench Flats	Largest Diameter	
												A	B	C
1 1/2	BH12-60L	4.58	H12-62L	4.70	SH12-62L	4.68	SSH12-62LY*	4.68	1 1/4-11 1/2	-	4.86	2.38 [‡]	3.00	
1 1/2	BH12-60N	4.58	H12-62N	4.70	SH12-62N	4.68	SSH12-62NY	4.68	1 1/2-11 1/2	-	4.86	2.38 [‡]	3.00	
1 1/2	-	4.61	H12-62-T20	4.72	SH12-62-T20	4.71	SSH12-62Y-T20	4.71	-	1 5/8-12	4.86	2.38 [‡]	3.00	
1 1/2	-	4.61	H12-62-T24	4.72	SH12-62-T24	4.71	SSH12-62Y-T24	4.71	-	1 7/8-12	4.86	2.38 [‡]	3.00	
2 1/2	BH2016-60	11.06	H2016-62	10.58	SH2016-62	-	SSH2016-62Y	-	2-11 1/2	-	5.57	3.75	4.10	
2 1/2	BH2020-60	11.42	H2020-62	10.91	SH2020-62	-	SSH2020-62Y	-	2 1/2-8	-	6.04	3.75	4.10	
2 1/2	BH2024-60	-	H2024-62	-	SH2024-62	-	SSH2024-62Y	-	3-8	-	6.96	4.00	4.35	

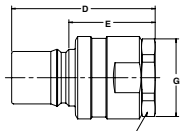
* Suffix 'Y' designates Viton Seal. (Consult factory for seal options)

‡ Wrench Flat on 303 Stainless is 2.50 in.

Contact division for BSPP port availability

Nipples

Female Thread



Body Size (in.)	Part No. Brass	Wt. (LB.) P/Piece	Part No. Steel	Wt. (LB.) P/Piece	Part No. Type 303 Stainless	Wt. (LB.) P/Piece	Part No. Type 316 Stainless	Wt. (LB.) P/Piece	Thread Size NPTF	Thread Size ORB	Dimensions (in.)				
											Overall Length	Exposed Length	Wrench Flats	Largest Diameter	
												D	E	F	G
1 1/2	BH12-61L	2.96	H12-63L	3.10	SH12-63L	3.06	SSH12-63LY*	-	1 1/4-11 1/2	-	4.76	2.69	2.38 [‡]	2.75**	
1 1/2	BH12-61N	2.96	H12-63N	3.10	SH12-63N	3.06	SSH12-63NY	-	1 1/2-11 1/2	-	4.76	2.69	2.38 [‡]	2.75**	
1 1/2	-	-	H12-63-T20	3.15	SH12-63-T20	3.14	SSH12-63Y-T20	-	-	1 5/8-12	4.76	2.69	2.38 [‡]	2.75**	
1 1/2	-	-	H12-63-T24	3.15	SH12-63-T24	3.14	SSH12-63Y-T24	-	-	1 7/8-12	4.76	2.69	2.38 [‡]	2.75**	
2 1/2	BH2016-61	7.78	H2016-63	7.90	SH2016-63	7.92	SSH2016-63Y	-	2-11 1/2	-	5.48	2.90	3.75	4.10	
2 1/2	BH2020-61	8.12	H2020-63	8.16	SH2020-63	8.16	SSH2020-63Y	-	2 1/2-8	-	5.95	3.37	3.75	4.10	
2 1/2	BH2024-61	-	H2024-63	-	SH2024-63	-	SSH2024-63Y	-	3-8	-	6.87	4.29	4.00	4.35	

* Suffix 'Y' designates Viton Seal. (Consult factory for seal options)

** Largest diameter on Brass is 2.96" across Hex Corners

‡ Hex on 303 Stainless is 2.50 in.

Contact division for BSPP port availability

Replacement Parts

60 Series Couplers

Body Size (in.)	O-Rings - Buna N	Back-Up Rings
1/8	2-013N0674-70	H67A-28
1/4	2-015N0674-70	H67C-28
3/8	2-116N0674-70	4118007
1/2	2-213N0674-70	4128002
3/4	2-218N0674-70	4148001
1	2-222N0674-70	4158001
1-1/2	2-124N0674-70 (Valve)	2-138N0552-90 (Fitting) 2-224N0674-70 (Body 2 req.)
2-1/2	2-133N0674-70 (Valve)	2-234N0674-70 (Fitting) 2-333N0674-70 (Body)

Repair Kits

Couplers

Nipples

Body Size	Repair Kit Part No.	Used For Part No.	Repair Kit Part No.	Used For Part No.
3/8"	H67E-62K	H3-62	H67E-63K	H3-63
	BH67E-60K	BH3-60	BH67E-61K	BH3-61
	SH67E-62	SH3-62	SH67E-63K	SH3-63
	SSH67-62K	SSH3-62Y	SSH67E-63K	SSH3-63Y
1/2"	H67F-62K	H4-62	H67F-63K	H4-63
	BH67F-60K	BH4-60	BH67F-61K	BH4-61
	SH67F-62	SH4-62	SH67F-63K	SH4-63
	SSH67F-62K	SSH4-62Y	SSH67F-63K	SSH4-63Y
3/4"	H67G-62K	H6-62	H67G-63K	H6-63
	BH67G-60K	BH6-60	BH67G-61K	BH6-61
	SH67G-62	SH6-62	SH67G-63K	SH6-63
	SSH67G-62K	SSH6-62Y	SSH67G-63K	SSH6-63Y
1"	H67J-62K	H8-62	H67J-63K	H8-63
	BH67J-60K	BH8-60	BH67J-61K	BH8-61
	SH67J-62	SH8-62	SH67J-63K	SH8-63
	SSH67J-62K	SSH8-62Y	SSH67J-63K	SSH8-63Y